

## CERTIFICATE OF ANALYSIS

Product Name: CALIBRATION CHECKING SET FOR HI 705  
 Product Code: HI 705-11  
 Lot Code: S1012/12  
 Expiration Date: October 2015

Standard cuvette	Lot number	Standard Value @ 25°C (ppm)	Passed
A, HI 705-11	1040	0.00	✓
B, HI 705-11	1041	1.00 ± 0.06	✓


Hanna Instruments certifies these standards meet the stated tolerance limits as indicated. These should be used for quality control to validate instrument function on the specified Hanna instrument only. Store standards in the storage box upright at room temperature. Do not open standard cuvettes.

Instructions for use:

1. Thoroughly wipe standard cuvette with HI731318 lint free cloth and only handle using top of cuvette. The cuvette wall must be dry and free of smudges.
2. At the C.1 prompt place A, HI 705-11 standard cuvette into the holder of the Checker and press operations button.
3. At the C.2 prompt place B, HI 705-11 standard cuvette into the holder and press the operations button.

Acceptable results must be between 0.94 and 1.06 ppm @ 25°C.

File number: CERT705-11 \_ S1012/12  
 QA manager: Elena Lazăr



## CERTIFICATE OF ANALYSIS

Product Name: CALIBRATION CHECKING SET FOR HI 705  
 Product Code: HI 705-11  
 Lot Code: S1012/12  
 Expiration Date: October 2015

Standard cuvette	Lot number	Standard Value @ 25°C (ppm)	Passed
A, HI 705-11	1040	0.00	✓
B, HI 705-11	1041	1.00 ± 0.06	✓


Hanna Instruments certifies these standards meet the stated tolerance limits as indicated. These should be used for quality control to validate instrument function on the specified Hanna instrument only. Store standards in the storage box upright at room temperature. Do not open standard cuvettes.

Instructions for use:

1. Thoroughly wipe standard cuvette with HI731318 lint free cloth and only handle using top of cuvette. The cuvette wall must be dry and free of smudges.
2. At the C.1 prompt place A, HI 705-11 standard cuvette into the holder of the Checker and press operations button.
3. At the C.2 prompt place B, HI 705-11 standard cuvette into the holder and press the operations button.

Acceptable results must be between 0.94 and 1.06 ppm @ 25°C.

File number: CERT705-11 \_ S1012/12  
 QA manager: Elena Lazăr



## CERTIFICATE OF ANALYSIS

Product Name: CALIBRATION CHECKING SET FOR HI 705  
 Product Code: HI 705-11  
 Lot number: S1012/12  
 Expiration date: October 2015

Standard cuvette	Lot number	Standard Value @ 25°C (ppm)	Passed
A, HI 705-11	1040	0.00	✓
B, HI 705-11	1041	1.00 ± 0.06	✓


Hanna Instruments certifies these standards meet the stated tolerance limits as indicated. These should be used for quality control to validate instrument function on the specified Hanna instrument only. Store standards in the storage box upright at room temperature. Do not open standard cuvettes.

Instructions for use:

1. Thoroughly wipe standard cuvette with HI731318 lint free cloth and only handle using top of cuvette. The cuvette wall must be dry and free of smudges.
2. At the C.1 prompt place A, HI 705-11 standard cuvette into the holder of the Checker and press operations button.
3. At the C.2 prompt place B, HI 705-11 standard cuvette into the holder and press the operations button.

Acceptable results must be between 0.94 and 1.06 ppm @ 25°C.

File number: CERT705-11 \_ S1012/12  
 QA manager: Elena Lazăr



## CERTIFICATE OF ANALYSIS

Product Name: CALIBRATION CHECKING SET FOR HI 705  
 Product Code: HI 705-11  
 Lot number: S1012/12  
 Expiration date: October 2015

Standard cuvette	Lot number	Standard Value @ 25°C (ppm)	Passed
A, HI 705-11	1040	0.00	✓
B, HI 705-11	1041	1.00 ± 0.06	✓

Hanna Instruments certifies these standards meet the stated tolerance limits as indicated. These should be used for quality control to validate instrument function on the specified Hanna instrument only. Store standards in the storage box upright at room temperature. Do not open standard cuvettes.

Instructions for use:

1. Thoroughly wipe standard cuvette with HI731318 lint free cloth and only handle using top of cuvette. The cuvette wall must be dry and free of smudges.
2. At the C.1 prompt place A, HI 705-11 standard cuvette into the holder of the Checker and press operations button.
3. At the C.2 prompt place B, HI 705-11 standard cuvette into the holder and press the operations button.

Acceptable results must be between 0.94 and 1.06 ppm @ 25°C.

File number: CERT705-11 \_ S1012/12  
 QA manager: Elena Lazăr

